

Monitor da 7" cambio manuale

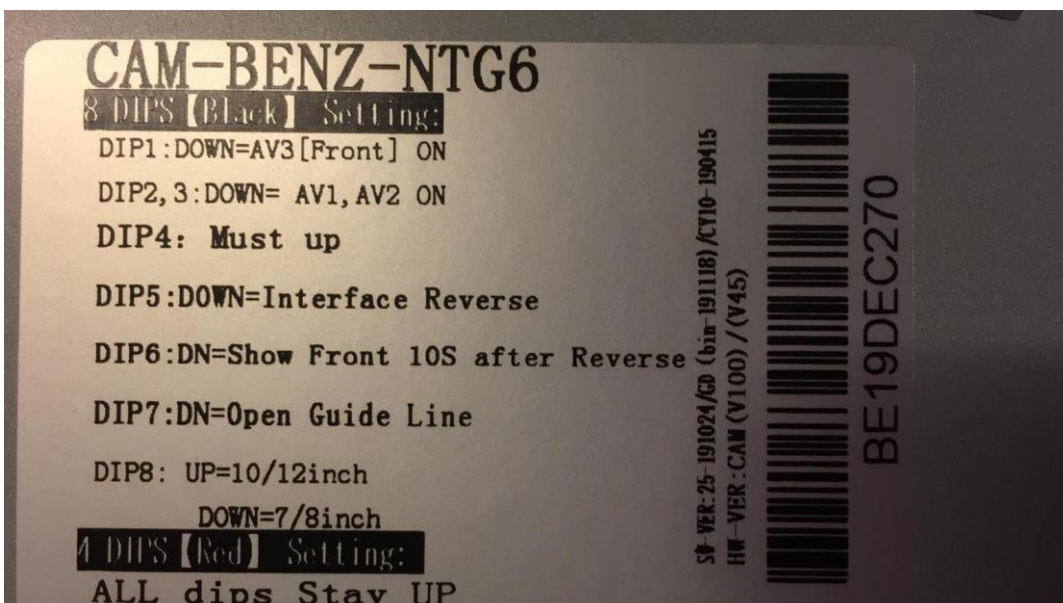
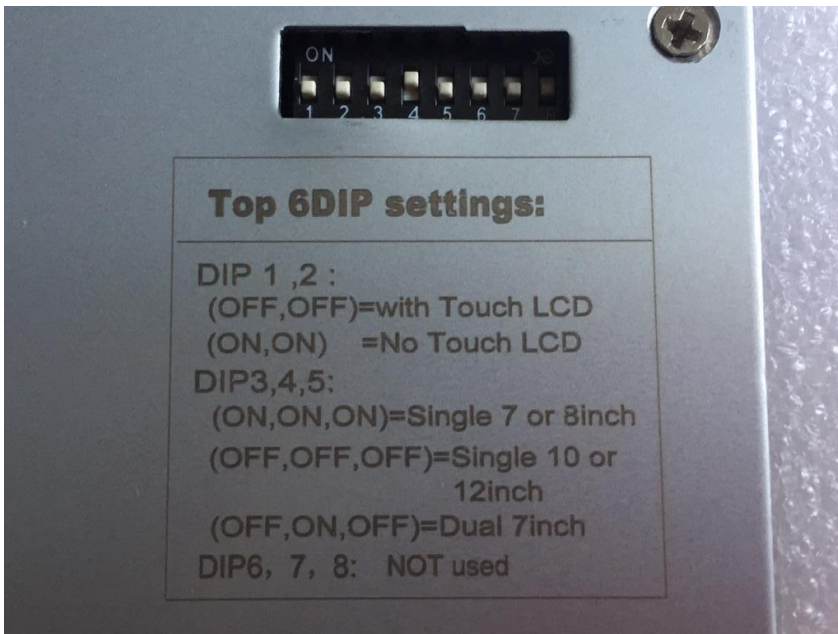
La retro la prende dal Can Bus

Il cavo video da usare è VERDE doppio con 1 solo filo


Swc da 8= come da istruzioni

Swc da 4 = come da istruzioni (1= ON) (2,3,4= OFF)

Swc da 6= (1,2=BASSO) (3,4,5= ALTO)




Per togliere le linee guida SWC7=OFF



Pin-assignment vehicle connector – 26pin version

Cable colour	Assignment
● Red	+12Volt Permanent - Pin14
● Brown	Ground - Pin 1
● Purple/White	CAN HIGH - Pin 7
● Purple	CAN LOW - Pin 20



.....

Montata su classe E 2020 e su Sprinter 7" funziona

Retrocamera DGCSPCR terzo stop dedicata Sprinter opzionale

