



RCAM Interfac
FORD SYNC 3

FRD-RCAM-300

Rear View Camera Interface

Agreement : End user agrees to use this product in compliance with all legal laws. Powernavi would not be held liable for misuse of its product. This product is intended for off-road use and passenger entertainment only.

Accessories:



■ Power Cable X1



■ Main Box X1



■ CAM-IN Cable X1

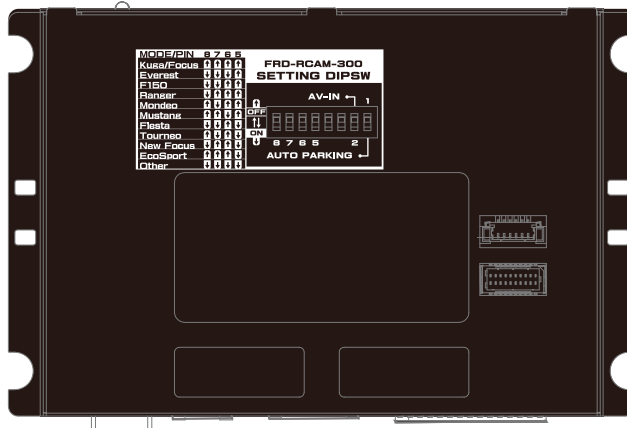
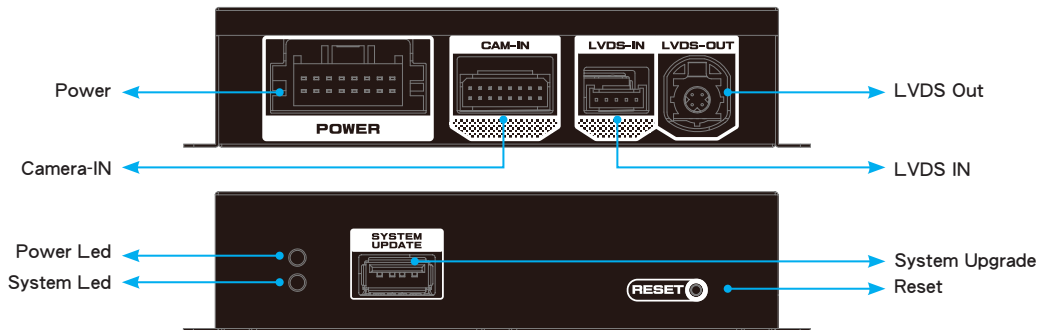


■ User Manual X1

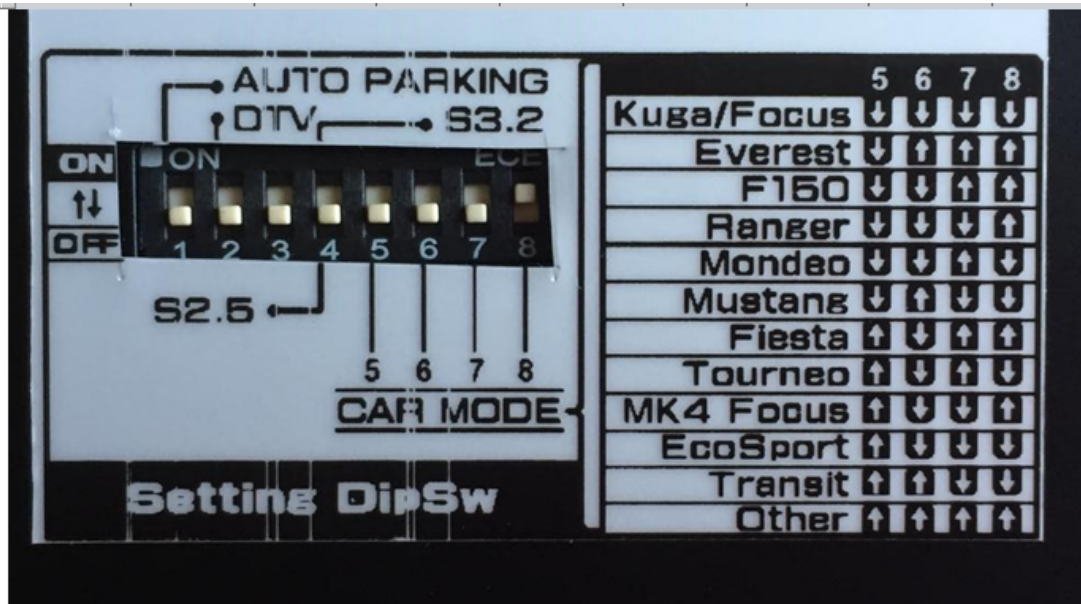


■ LVDS-In&Out Cable X1

Wiring Diagram:







Dip Switch Setting:



Engineering Mode - Interface Setting Menu:

Press Sound Key 3 Seconds to Enter Engineering Mode.

Interface Setup Reset Exit

<p>Front Camera</p>  <p>0 ses. 5 ses. 15 ses. 20 ses.</p>	<p>Reverse Camera</p>  <p>OEM AVM EXT</p>	<p>Parking Assist</p>  <p>ON ON P P OFF OFF</p>	<p>Side View</p>  <p>ON OFF</p>
Version	 Factory Reset		

PDC:



FRD-RCAM-300

Rear View Camera Interface